

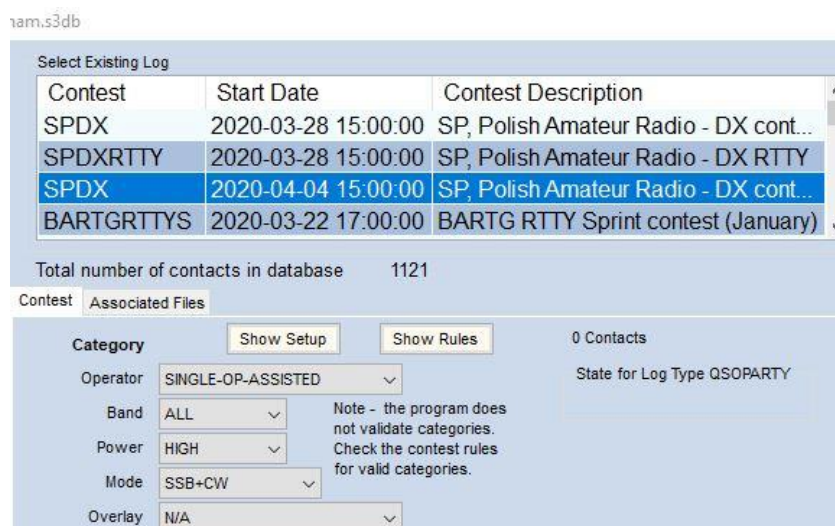
N1MM+ contest software

Wojewodztwo suggestion for SPDX cw/ssb 2021

1 Unzip downloaded file **N1MM_SPDXcwssb_KP.zip** to main N1MM+ catalog.

2. Start **N1MM+** and configure new **SPDX**

3. Click on **Associated Files** tab.

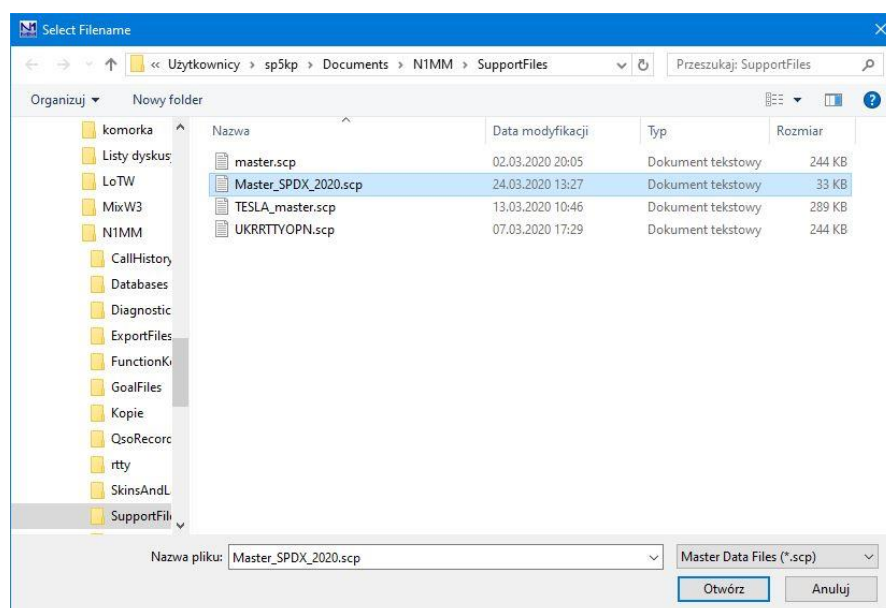


4. For **Master.scf Filename** click on **Change** and find **Master_SPDX.scf** in N1MM+ catalog **SupportFiles**. Click on it one time.

5. Below you can see path to **Master_SPDX.scf**

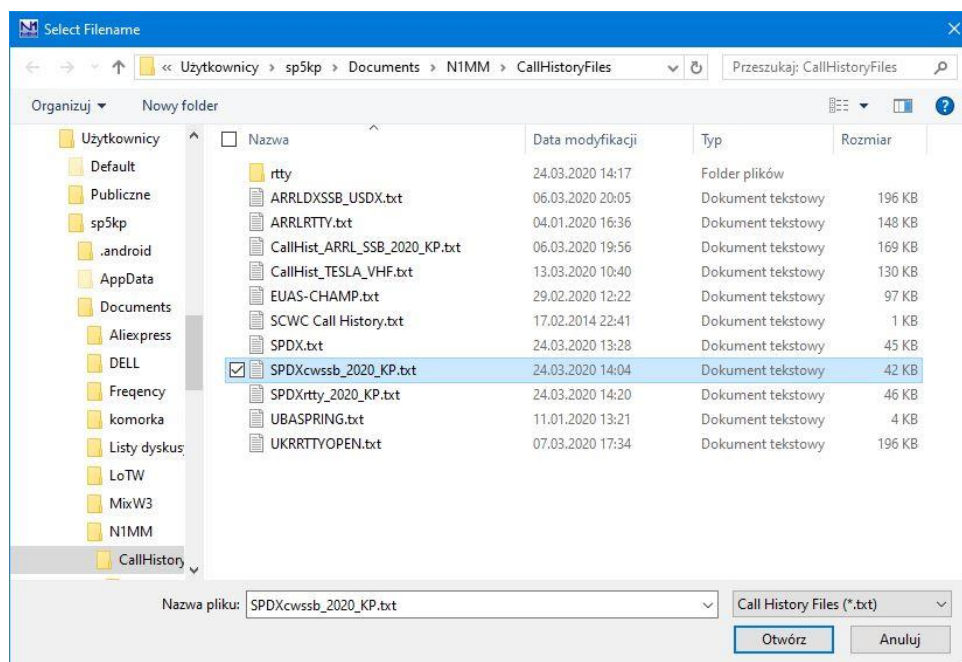
Note:

The **Master_SPDX.scf** **MUST be in N1MM+ catalog SupportFiles** as illustrated below

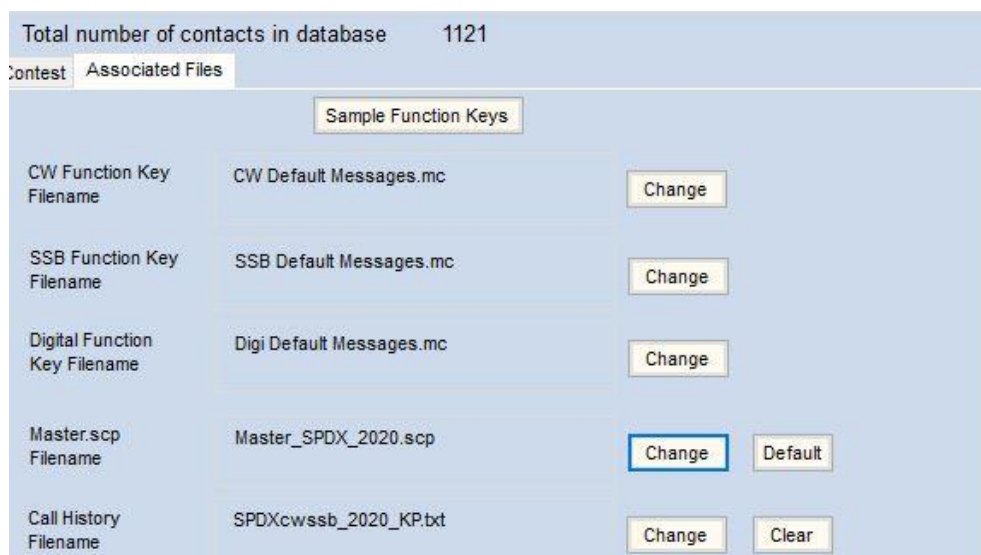


6. Next go to **Call History File name** and click on **Change** than find **SPDXcwssb_KP.txt** than click on it two times.

The **SPDXcwssb_KP.txt** is in **N1MM+ CallHistoryFiles** catalog as illustrated below



7. After configuring path to above **two** files click on **OK** as shown below.

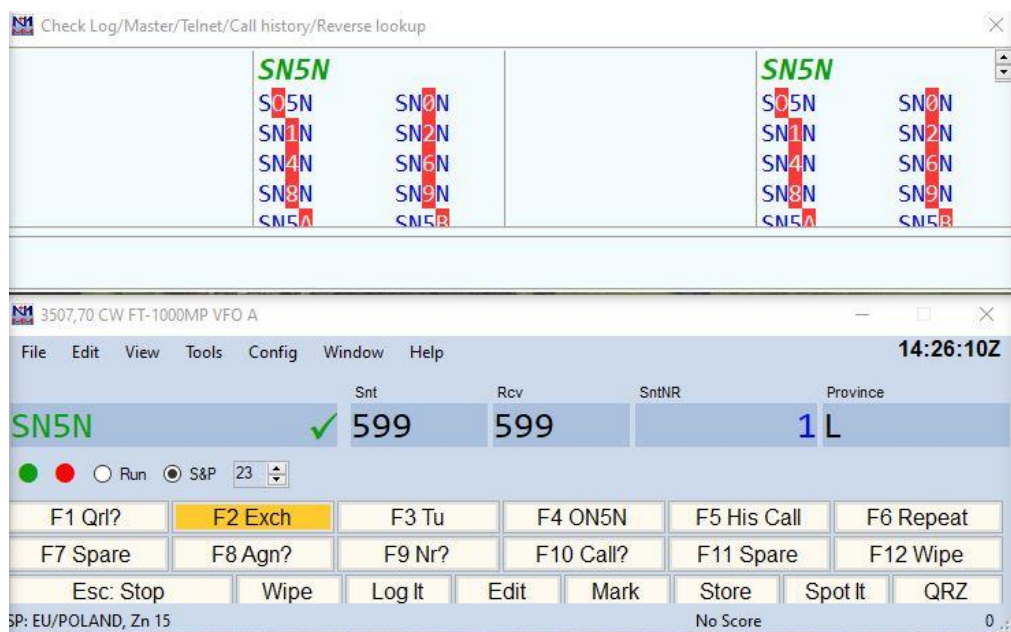


8. Click **OK** on the dialog window as below.

9. Remember to put check mark beside Call History Look up in Config

10. To test it type in Polish call sign that is in **SPDXcwssb_KP.txt**
Next press **SPACE**. The letter WOJEWODZTWO abbreviation will show up in **Exch** field.

Examples are below



The idea and realization of databases: Chris SP5KP, SN5N

<mailto:sp5kp@pzk.pl>

<https://sp5kp.pzk.pl/Download/N1MM/>

2021.04.2, Łuków
Poland